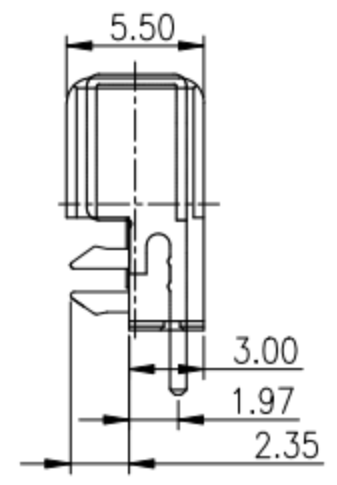
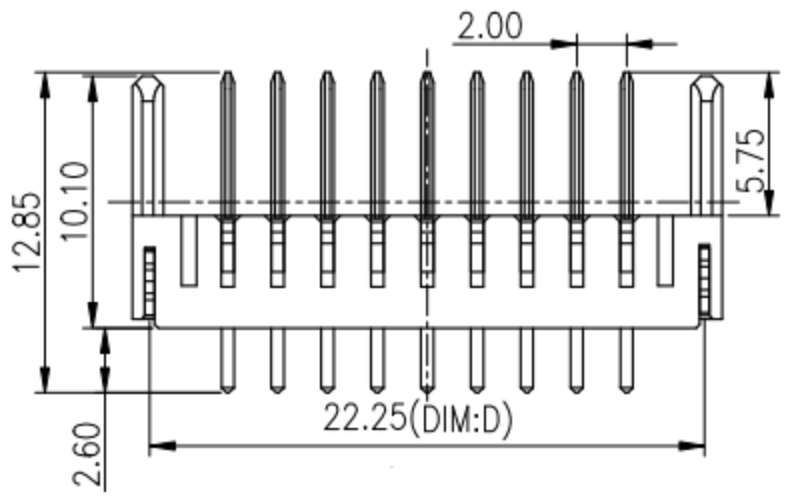
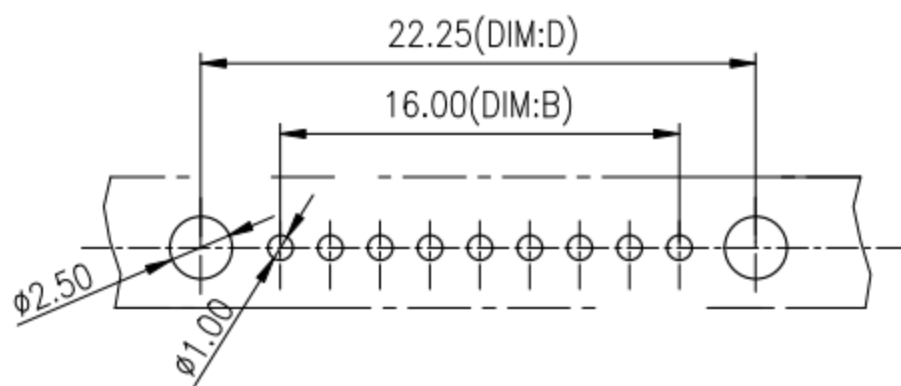
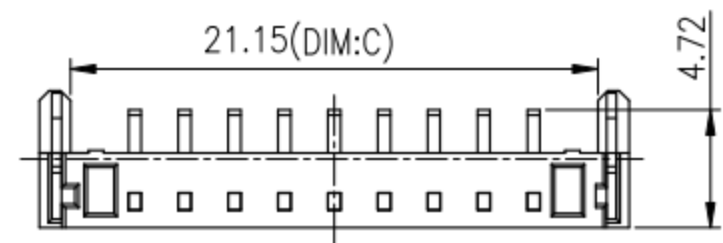
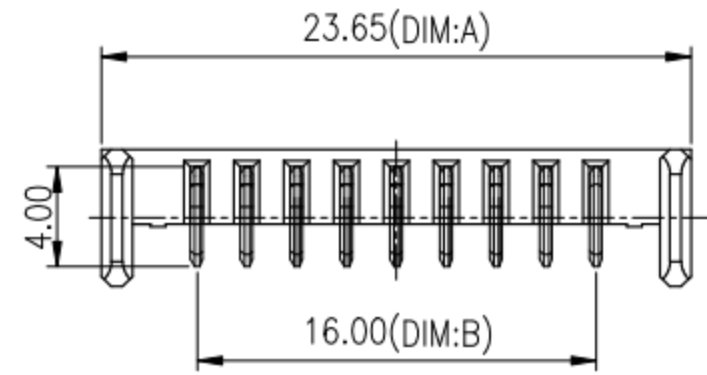


REV.	ECN NO.	DESCRIPTION	DESIGN	DATE
A		INITIAL	Kai	2018.03.29



No:of pins	Dimension			
	DIM.A	DIM.B	DIM.C	DIM.D
03	11.65	4.00	9.15	10.25
04	13.65	6.00	11.15	12.25
05	15.65	8.00	13.15	14.25
06	17.65	10.00	15.15	16.25
07	19.65	12.00	17.15	18.25
08	21.65	14.00	19.15	20.25
09	23.65	16.00	21.15	22.25
10	25.65	18.00	23.15	24.25
11	27.65	20.00	25.15	26.25
12	29.65	22.00	27.15	28.25



NOTE:
Material
Insulator:Nylon 9T(UL94V-0)
Contact:phosphor Bronze
Contact Plated:Gold over Nickel or Tin
Specification
Rated voltage: 12V 30V
Current rating: 3A 5A
instant CURRENT:7A
Contact Resistance:30MΩ
Insulation Resistance:100MΩ
Dielectric Voltage:1000V
Operdting Temperature:-40°~105°

Recommended P.C.B Layout

UNLESS OTHERWISE SPECIFIED TOLERANCES

DECIMALS:		ANGLES:	
DIM	TOL	DIM	TOL
X.	±0.50	X.	±2°
X.X	±0.30	X.X	±1°
X.XX	±0.20	X.XX	
X.XXX	±0.10	X.XXX	

东莞市高迪电子有限公司

DWG NO.	PART NAME:
DESIGN:	PART NO.
CHECK:	REV. UNIT: SHEET:
APPROVED	A mm 1/1

ITEM	PART NAME	Q'TY	MATERTAL	DESCRIPTION	REMARK
②	HOUSING	1	LCP		BLACK
①	CONTACT A	2	PHOSPHOR BRONZE 0.20T	Au PLATED	